

How to Download an Ebook in 3 Easy Steps

For reading on your eReader


! Please note: **Amazon Kindle** eReaders are not compatible with the Adobe DRM-type eBooks.

Step 1: [Register with Adobe](#)

- ([Click here](#) to register with Adobe.)
- Make a note of the email address and password you use - you will need them later.

! You only need to do this once.

? Why Adobe? eBook rights are there to protect against plagiarism and theft. When you register with Adobe, you ensure that the authors get paid for their books.

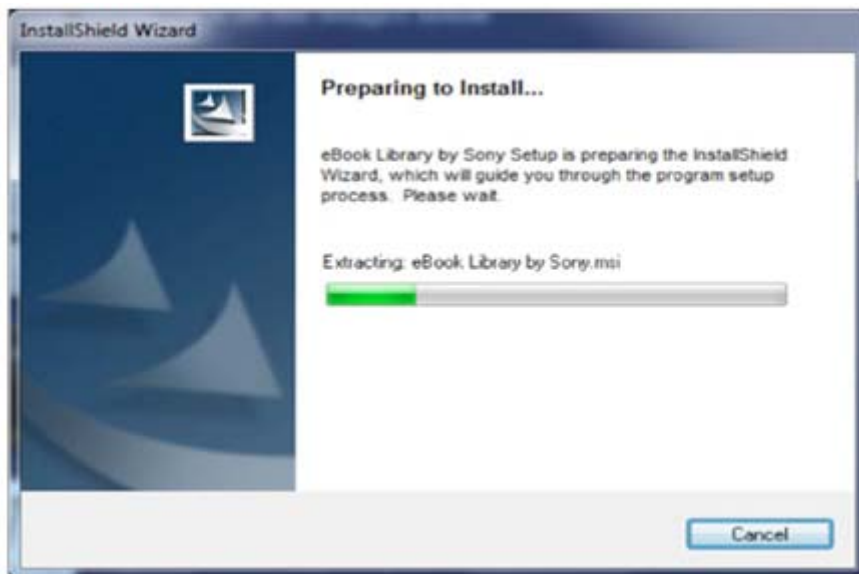


How to Download an Ebook in 3 Easy Steps

Step 2: Install the software that came with your eReader onto your computer

! You only need to do this once.

- Most eReaders come with printed instructions for installing the software, and a CD containing the software you need to install.



Step 3: Authorise your Adobe account

! You only need to do this once.

To do this you need to download [Adobe Digital Editions](#) onto your computer.

professionals to deploy, maintain, and support Digital Editions across



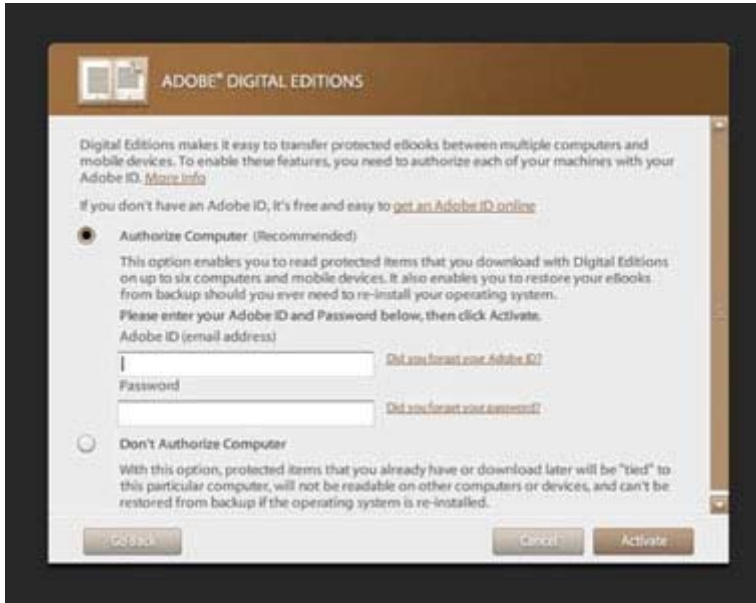
The free download (Windows® and Mac OS) takes less than a

TOP FEAT

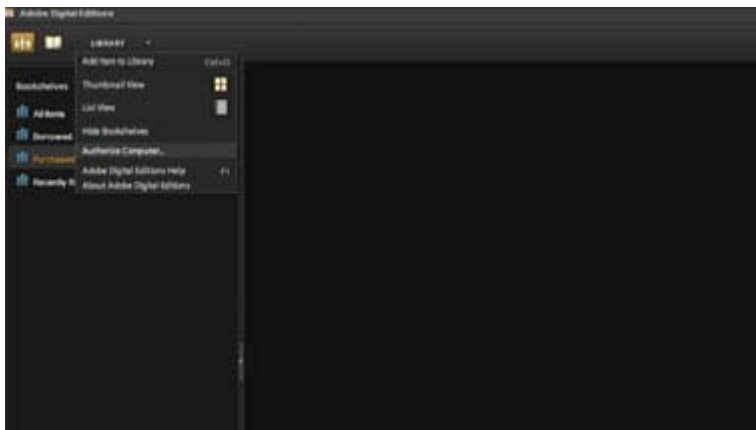
- Intel digit
- Fast
- Star
- Con
- Sup
- Pow
- Sup EPL XHT
- Sub

How to Download an Ebook in 3 Easy Steps

- The first time you open Adobe Digital Editions, you have to authorise the computer. This means you have to link your Adobe registration details (which you have set up in **Step 1**) with the software. Make sure that your eReader is plugged into your computer at this point.)



Once you've activated that, you'll see your empty Library.



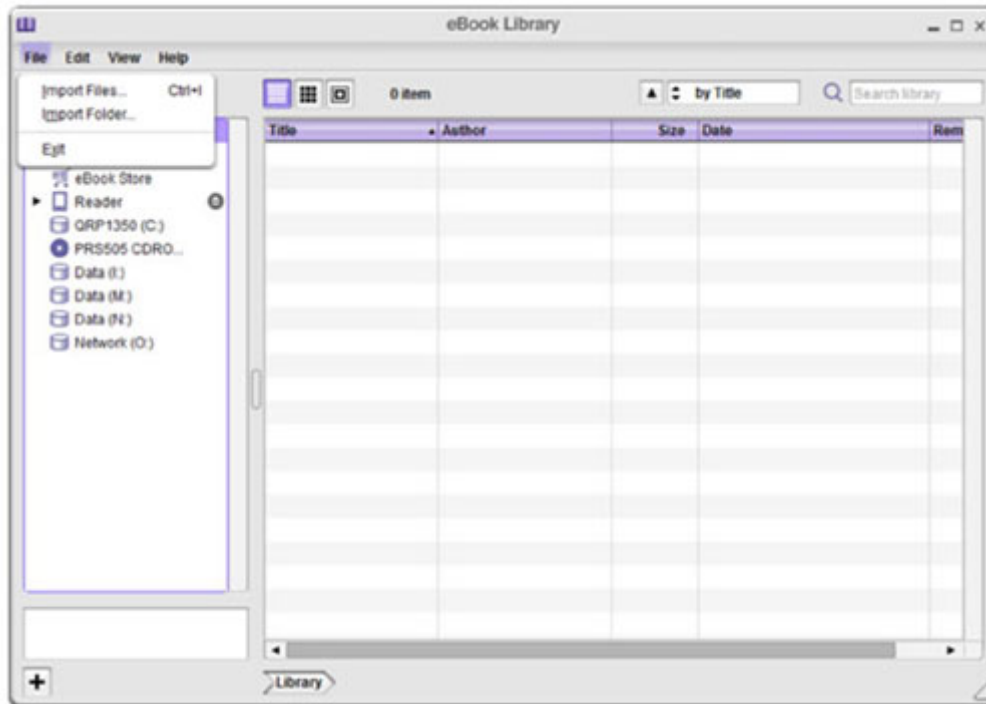
Step 3: Download the eBook onto your computer

- Go to the website where you want to buy your book from in your computer's web browser.
- Buy the ebook as you would a normal printed book.
- If your purchase was successful, you will find your ebook in an e-library on that website. For example, at Kalahari.com you will find it in your *LibraryBox*; LeisureBooks.com will place it in the *eLibrary*. Other online stores may have

How to Download an Ebook in 3 Easy Steps

different names for the library.

- Now open the eReader software you installed on your computer in Step 2. Use this software to import or open the .acsm file.



- The book should now appear in the eReader software on your computer. Make sure that your eReader is plugged into your computer. To get the book onto your eReader, just drag the title of the book onto the eReader.

